



CPX-2 Prop Gun v2.2 (+Prop Mag, Grips, + Added Upgrade Parts)



secv

[VIEW IN BROWSER](#)

updated 8. 7. 2024 | published 8. 7. 2024

Summary

New prop of the SCCY CPX-2 9mm handgun. Solid/non-functional with a removable prop magazine, and custom grips.

[Costumes & Accessories](#) > [Props](#)

Tags: [prop](#) [low](#) [poly](#) [cap](#) [gun](#) [round](#) [snap](#) [snapcap](#)
[handgun](#) [pistol](#) [fake](#) [magazine](#) [dummy](#) [9mm](#) [mag](#)
[firearm](#) [380](#) [secv](#) [vakio3d](#) [v3d](#) [vakio](#) [sccy](#) [cpx2](#)

Thank you for downloading and liking the model! Your support means the model reached the **400 downloads in one month milestone!**

As a thank you, Version 2.1 adds a prop silencer attachment.

New prop of the SCCY CPX-2 9mm handgun. This is a low poly interpretation of the CPX-2. It is accurate to real world scale, but not accurate to the exact measurements of the original. It is solid/non-functional with a removable prop magazine and custom grips. The magazine is solid with room for one display round at the top.

The upgrade parts are included in the main files: extended magazine, drum magazine, and 9 textured grip panels. Now free for download!

Print and Assembly Instructions are included as PDF in the files list.

Download [the older version 1.2](#) for a solid version of this prop.

Remember to LIKE the model and FOLLOW me to see more files like this one!


This remix is based on





CPX-2 Prop Gun v1.2 (Old Version)


by secv

Model files

 **Main Files** 9 files

**lowpolycpx2_gv2.stl**
☐ Print magwell down with supports.

**lowpolycpx2_gv2_barreltip.stl**
☐ Print flat rim down, no supports.

**lowpolycpx2_gv2_magcatch.stl**
☐ Print flat, u-shape down.



lowpolycpx2_gv2_magspring.stl

☐ Print flat.




lowpolycpx2_gv2_magazine.stl

☐ Hollow Version



lowpolycpx2_gv2_magazinebolts_40mm.stl

☐ M5x40mm Bolt Version



lowpolycpx2_gv2_baseplate.stl

☐ Print narrow side down with brim or support ears.



lowpolycpx2_gv2_9mmdummy.stl

☐ Print flat side down.




lowpolycpx2_gv2_gripblank.stl

☐ Split to objects, then print flat.



Upgrade Parts

3 files



lowpolycpx2_hv21_propsilencer.stl

☐ Print flat side down. Gently press fit. Place barrel tip into front of silencer.



lowpolycpx2_gv2_baseplate_drum.stl



lowpolycpx2_gv2_magazinebolts_40mmext.stl



Grips

10 files



lowpolycpx2_gv2_grip00noise.stl



lowpolycpx2_gv2_grip00stone.stl



lowpolycpx2_gv2_grip00pillow.stl



lowpolycpx2_gv2_grip00hive.stl



lowpolycpx2_gv2_grip00wave.stl



lowpolycpx2_gv2_grip00plate.stl



lowpolycpx2_gv2_grip00digital.stl



lowpolycpx2_gv2_grip00floral.stl



lowpolycpx2_gv2_grip00pepe.stl



lowpolycpx2_gv2_grip_example.3mf

Other files

lowpolycpx2_v2_instructions.pdf

lowpolycpx2_gextra_instructions.pdf

griptextures.zip

License

This work is licensed under a
Creative Commons (4.0 International License)



Attribution

- ✗ | Sharing without ATTRIBUTION
- ✓ | Remix Culture allowed
- ✓ | Commercial Use
- ✓ | Free Cultural Works
- ✓ | Meets Open Definition

