



various clips for STOOTS Opalo and Kiska lamps

 jmvspeleo

[VIEW IN BROWSER](#)

updated 12. 4. 2022 | published 21. 3. 2021

Summary

I broke the original aluminum clip, and made another one. and also one for my bike. -clip for headlamp, with angle,...

[Sports & Outdoor](#) > [Outdoor Sports](#)

I broke the original aluminum clip, and made another one. and also one for my bike.

- clip for headlamp, with angle, and straight V2
- clip to fix on helmet with 2 screws, with angle, and V2 right
- clip to put on the handlebars of the bike, to fix with 2 rilsan clamps. D22mm and D25mm

print in PLA or PETG, without support or raft

j'avais cassé le clip en alu d'origine, et en ai refait un autre. et du coup, aussi un pour mon velo.

- clip pour bandeau de frontale, avec angle, et V2 droit
- clip a fixer sur casque avec 2 vis, avec angle, et V2 droit
- clip pour mettre sur le guidon du velo, a fixer avec 2 colliers rilsan. D22mm et D25mm

imprimer en PLA ou PETG, sans support ni radeau

Print Settings

Printer Brand:

Creality

Printer:

Ender 3 Pro

Rafts:

No

Supports:

No

Resolution:

0.16

Infill:

80%


Filament:

creality pla Black Category: Sport & Outdoors


Model files



clip_biked22_stoots.stl




clip_casquev2_stoots.stl




clip_bandeauv2_stoots.stl



clip_bandeau_stoots.stl



clip_biked25_stoots.stl



clip_casque_stoots.stl

[Find source .stl files on Thingiverse.com](#)

License ©

This work is licensed under a
Creative Commons (4.0 International License)



Attribution

-
- ✗ | Sharing without ATTRIBUTION
 - ✓ | Remix Culture allowed
 - ✓ | Commercial Use
 - ✓ | Free Cultural Works
 - ✓ | Meets Open Definition