



Magnetic Tiles Haunted House: Walls



3DPmom

[VIEW IN BROWSER](#)

updated 9. 10. 2023 | published 9. 10. 2023

Summary

Here are the wall pieces for the magnetic tile haunted house.

[Learning](#) > [Engineering](#)

Tags: [halloween](#) [magnet](#) [magnetic](#) [hauntedhouse](#)
[magnetstick](#) [magnatile](#) [3dpmom](#) [3dpmagnatiles](#)
[3dphauntedhouse](#) [3dpmagnetic](#) [3dpmagnetictiles](#)

Here are the wall pieces for the magnetic tile haunted house.

PLA Filament works great

Layer height 0.2mm

Infill 15-20%

Neodymium magnets needed: 20x5x2, 10x5x2 and 5x3.

Magnetic build plate highly recommended but not absolutely necessary.

I recommend brims for the larger pieces (150x75 and 150 x 150) as a precaution to prevent warping on the corners).

For these pieces, I designed them to have 20x5x2 and 10x5x2 neodymium magnets inserted **around the edges** . I like to alternate these two size magnets between the magnets holes (20x5x2, 10x5x2, 20x5x2, 10x5x2, etc.) I found if I used all 20x5x2 they were too strong and if I used all 10x5x2 it felt a little too weak. I strongly recommend using these size magnets. If you go larger it may not allow the magnets to rotate within their chambers.

The size of the neodymium magnets **around the windows** need to be 10x5x2.


For the 150x150 Double Window and 150x75 Single Window pieces, there is a **small circular space** above the windows for one magnet. This needs to be 5x3 neodymium sized magnet.

For all of these pieces, add a pause print to insert the magnets as show in the photos for each design. When the print is paused insert the magnets. After the magnets are inserted, resume the print. That's it:)


Here is a link to Amazon for the magnets needed for this print:

<https://www.amazon.com/shop/3dpmom>


Model files



magtile-75x375-solid-wood-wall.stl




magtile-75x75-solid-wood-wall.stl



magtile-150x375-solid-wood-wall.stl




magtile-150x75-single-window-wood-wall.stl



magtile-150x75-solid-wood-wall.stl



magtile-150x150-double-window-wood-wall.stl



magtile-150x150-wood-wall-with-porthole-window.stl

License ©