

Tablet Monitor Mount v2 - Moe Betta



VagrantMugen

[VIEW IN BROWSER](#)

updated 6. 1. 2024 | published 6. 1. 2024

Summary

This is a remix of my original design to add rigidity and overall improve the design.

[Household](#) > [Office](#)

Tags: [mount](#) [ipad](#) [tablet](#) [monitor](#) [surface](#)

Download the one side. it will be the left side, then mirror it in your slicer.

I printed these in .2mm with a .4mm nozzle.

I printed in white PLA.

No supports.

No brims.

Differences of the remix compared to the original

This is a remix of my original design to add rigidity and overall improve the design.

I wanted it to be a cleaner mount, with a tighter hold. I added a hole to allow the headphone jack to pass through it. You only need to print one and mirror it for the other side. These fit my new Dell monitors. I have

added a step file if you need to modify them to fit your monitor. I use 3m command strips to hold them on the monitor. I have had an iPad mounted like this for over a year now. They also don't damage your monitor if you take them off.

I was able to mount my Surface Go as well. So you should be able to use many tablets.


This remix is based on




Tablet Monitor Mount (iPad or any other)

by VagrantMugen


Model files



ipad-monitorstand-20mm-v6.stl



ipad-monitorstand-20mm-v3.f3d



ipad-monitorstand-20mm-v3.step

License

This work is licensed under a
[Creative Commons \(4.0 International License\)](https://creativecommons.org/licenses/by-nc-sa/4.0/)



Attribution—Noncommercial—Share Alike

- ✗ | Sharing without ATTRIBUTION
- ✓ | Remix Culture allowed
- ✗ | Commercial Use
- ✗ | Free Cultural Works
- ✗ | Meets Open Definition