



Make sure the bottom of the  
skis are strapped/locked in!



# Downhill and Cross country Skill holder



Mike Chen

[VIEW IN BROWSER](#)

updated 7. 1. 2024 | published 7. 1. 2024

## Summary

A strong but well designed cross country and downhill ski holder.


[Sports & Outdoor](#) > [Winter Sports](#)

Tags: [holder](#) [ski](#) [cross](#) [country](#)


Needed a way to hold my skis from my shelf, so I made these.  
You need support, support angle=89 (Cura setting) and for bambu support angle = 1.

Printed in ABS/PETG. 2 wall at 0.6mm width for wall width (using 0.4mm nozzle) and over extrude infill width to 0.6mm as well (Grid infill).

## Model files




[crosscountry-ski-holder.sldprt](#)



[downhill-ski-holder.sldprt](#)



**crosscountry-ski-holder.stl**



**downhill-ski-holder.stl**

## License ©

This work is licensed under a  
**Creative Commons (4.0 International License)**



**Attribution-NonCommercial**

- 
- ✗ | Sharing without ATTRIBUTION
  - ✓ | Remix Culture allowed
  - ✗ | Commercial Use
  - ✗ | Free Cultural Works
  - ✗ | Meets Open Definition