


3D MODEL ONLY



## Epoxy Glue Tray

N Nomis@001

[VIEW IN BROWSER](#)

updated 7. 1. 2024 | published 7. 1. 2024

## Summary


Glue Tray with Disposable Spatulas

[Hobby & Makers](#) > [Tools](#)


I use two part epoxy alot, I buy big sized tubes and they come with one small tray and one spatula. I decided to design a base where you apply tape to the tray, mix your glue, glue what you need to using one on the spatulas, after use, wait to dry leaving the spatula in the tray then peel off the tape with spatula and discard.

The spatulas are are great way of finishing off a roll of filament.  
I've printed in PLA @ 0.1mm Layers due to small tolerances.  
Please tell me what you think...

## Model files



**glue-tray.stl**



### glue-tray-no-text.stl

☐ No Support Required



### spatula-small-round.stl



### spatula-point.stl



### spatula-std.stl



### spatula-wide.stl



### spatula-rounded.stl

## License ©

This work is licensed under a  
[Creative Commons \(4.0 International License\)](#)



**Attribution—Noncommercial—Share Alike**

- ✗ | Sharing without ATTRIBUTION
- ✓ | Remix Culture allowed
- ✗ | Commercial Use
- ✗ | Free Cultural Works
- ✗ | Meets Open Definition

