



Shower shelf (3 options)



Sebastian

[VIEW IN BROWSER](#)

updated 7. 1. 2024 | published 7. 1. 2024

Summary

For mounting on a 22mm shower rod.

[Household](#) > [Bathroom](#)

Tags: [shower](#) [showershelf](#)

Two different size options that tightens with 4x30mm bolts and 4mm nuts. (strongest)


I also made an experimental version that clicks together with the H pieces if you don't have any nuts or bolts.

Model files




h.stl

☐ For assembling the two pieces in the back. (print two)




left-bolt-mounted.stl

📏 63x78mm




right-bolt-mounted.stl

📏 63x78mm




right-bolt-mounted-wide.stl

📏 94x78mm



left-bolt-mounted-wide.stl

📏 94x78mm



left.stl

📏 Clicks together with the H pieces



right.stl

📏 Clicks together with the H pieces

License

This work is licensed under a
Creative Commons (4.0 International License)



Attribution

- ✗ | Sharing without ATTRIBUTION
- ✓ | Remix Culture allowed
- ✓ | Commercial Use
- ✓ | Free Cultural Works
- ✓ | Meets Open Definition

