



Indiana Jones - Sands of Adventure Insert



TheJoat

[VIEW IN BROWSER](#)

updated 7. 1. 2024 | published 7. 1. 2024

Summary

An insert for the game

[Toys & Games](#) > [Board Games](#)

Print one of each .stl file. (I have included the OpenSCAD files if you want to modify yours in any way.)

The Sands-Cards holds your card decks - you can easily put your sleeved upgrade cards in one stack and the others in the other..

The three holes holds all of the crystals - small in one hole, large in another and villains in another.

The Dice holds all of the dice plus the health marker.

The sands-timer-holder holds the timer and the two side pieces, but the rest of the assembly just goes on top.

The sands-1 hole holds the miniatures.

The sands-placards holds all the larger cardboard and the hero and villain cards, as well as the bonus action tiles.

The instructions can sit on top. There's LOTS of room, so no lid lift, but I do NOT store my games vertically so I have NOT tested that part.

Model files



OpenSCAD files

5 files



2-boxes.scad




3-holes.scad



dice.scad



sand-timer-holder.scad




sands-of-adventure-placards.scad




sands-cards.stl




2-boxes.stl



sands-1-hole.stl



sands-of-adventure-placards.stl



dice.stl

License ©

This work is licensed under a
Creative Commons (International License)



Public Domain

- ✓ | Sharing without ATTRIBUTION
- ✓ | Remix Culture allowed
- ✓ | Commercial Use
- ✓ | Free Cultural Works
- ✓ | Meets Open Definition