

# Customizable Bathroom Shelves



Thomas Bonnici

[VIEW IN BROWSER](#)

updated 2. 3. 2024 | published 2. 3. 2024

## Summary

Customizable Bathroom Shelves: Same brackets, different centers. Never lose your sponge again!

[Household](#) > [Bathroom](#)

Tags: [shelf](#) [holder](#) [bathroom](#)

Customizable Bathroom Shelves.

How to construct.

1. Print brackets with 3.6mm holes or use no-hole option with strong adhesive.
2. Download any two tray combos; recommend 'Big Holder' or '2 Small Holders' for the bottom tray.
3. Insert the trays vertically from the top.
4. For varied colors, match the same brand. Stay organized with style!"

# Model files



## Brackets - Screw Holes 3.6mm

2 files



**customisable\_bathroom\_shelves\_left\_bracket.stl**



**customisable\_bathroom\_shelves\_right\_bracket.stl**



## Brackets - No Holes

2 files



**customisable\_bathroom\_shelves\_left\_bracket\_no\_hole.stl**




**customisable\_bathroom\_shelves\_right\_bracket\_no\_hole.stl**




## Trays


5 files




**customisable\_bathroom\_shelves\_small\_holder\_with\_hole .stl**



**customisable\_bathroom\_shelves\_2\_small\_holders.stl**



**customisable\_bathroom\_shelves\_big\_holder.stl**



**customisable\_bathroom\_shelves\_small\_holder\_with\_con... .stl**



**customisable\_bathroom\_shelves\_4\_holes.stl**

## License ©

This work is licensed under a  
[Creative Commons \(4.0 International License\)](https://creativecommons.org/licenses/by-nc/4.0/)



**Attribution-NonCommercial**

- ✗ | Sharing without ATTRIBUTION
- ✓ | Remix Culture allowed
- ✗ | Commercial Use
- ✗ | Free Cultural Works
- ✗ | Meets Open Definition