

GridFinity Connecting Baseplate with press-fit magnets

E Elber

[VIEW IN BROWSER](#)

updated 7. 1. 2024 | published 7. 1. 2024

Summary

Parametric (F3D) GridFinity baseplate. Holes for press-fit 6x2mm magnets, and slots for printable connectors.

[Hobby & Makers](#) > [Organizers](#)

Tags: [parametric](#) [organiser](#) [clip](#) [magnet](#) [organisation](#)
[baseplate](#) [f3d](#) [gridfinity](#) [connecting](#) [gridfinitybaseplate](#)

Parametric (F3D) GridFinity baseplate with optional printable connecting clips.

6x2mm magnets can be press-fit into the model as per the remix source.

Notes for changing parameters: When increasing the dimensions, make sure the slots have been properly cut from the main base. Fusion can sometimes improperly merge bodies and not properly delete the cutting body. If this happens, re-do Extrude9 in Blank Frame. (It's a 0.1mm extrude to merge the pattern of cutting bodies into one).

Print at 0.25mm layer height, it's a multiple of the magnet tab z-height.


This remix is based on




Gridfinity - press-fit magnet light baseplates

by plomdawg

Model files




base_2x2.stl




base_2x3.stl




base_1x4.stl




base_3x4.stl




base_2x5.stl



base_4x5.stl



base_3x5.stl




base_2x4.stl



base_3x3.stl



connector.stl




base_3x6.stl



base_1x3.stl



base_1x5.stl




base_4x6.stl



gridfinity-press-fit-magnet-connecting-baseplate.f3d



base_1x6.stl




base_5x6.stl



base_2x6.stl



base_1x2.stl




base_5x5.stl



base_4x4.stl



base_1x1.stl



base_6x6.stl

License ©

This work is licensed under a
[Creative Commons \(4.0 International License\)](#)



Attribution—Noncommercial—Share Alike

- ✗ | Sharing without ATTRIBUTION
- ✓ | Remix Culture allowed
- ✗ | Commercial Use
- ✗ | Free Cultural Works
- ✗ | Meets Open Definition

