

Autocomb WDT tool v1.1



RoséBS

[VIEW IN BROWSER](#)

updated 11. 1. 2024 | published 11. 1. 2024

Summary

A 3D model of Barista Hustle WDT tool. Please buy the original product to support them if you can :)

[Household](#) > [Kitchen](#)

Tags: [espresso](#) [wdt](#) [autocomb](#)

Intro

This is my first 3D model so pardon me for any mistake. I have included the f3d files so you guys can remix it however you want, like make it for a bambino portafilter :)

This current model should support all E61 group head portafilter (the ones that can hold a 58.5mm basket)

Hardware Required

- 2 M3x16mm bolts for the thumb handle
- 2 M3x20mm bolts to connect the needle holder and spinner
- 1 M6x10mm bolt for holder stopper
- 1 M6x16mm bolt for the height adjuster

I also used the M6 bolt knob from this model: <https://www.printables.com/model/338503-festool-knob-m6>

- 2 MR106-2RS bearings (6x10x3mm) for the spinning mechanism (there are 2 slots on the holder for it). I got mine here: <https://a.co/d/0ani3p3>
- 12 0.3x40mm acupuncture needles, you will also need to cut them down to 55mm like the Umikot. I got mine on aliexpress
- 4 5mmx2mm magnet to put on the autocomb base and the height adjuster + holder stopper (also got mine from amazon)
- Finally, a little bit of glue to glue the handle holder front and back (this is purely for aesthetic, I don't think they are really needed, but it's an option if you want it to look like the original autocomb)

Side note 1

If you decided to use the handle holder, remember to put the bearing inside first, and then glue the front holder. The front holder should be between the needle spinner and the holder itself. The front holder would also function as a block so that the bottom bearing would not slide out.

Side note 2

For 608 bearing users: I only leave the model to have enough space for 1 bearing, since it looks very clunky with 2. But that should be enough because it's a much bigger bearing. You can rest the bearing on the handle holder and it should not slide out.

Please let me know if I need to fix anything in the comment.

How to use

This thing can do pretty much whatever the original counterpart can do. So check out the user guide here:

Updates

Update 1

Added the new needle holder that is a little bit wider and touches the edges of the basket better. Also updated the f3d file for that part

Update 2

I printed most of mine with **20% infill quarter cubic**. I printed the most of the parts at **0.16mm layer height**, but I think 0.2mm shouldn't be an issue. The needle holder, the spinner for needle holder, and the thumb handle were printed at 0.12 layer height to keep the threads more accurate.

Update 3

I added the 608 bearing with m5 bolts versions, if the part doesn't require an m5 bolt, just use the standard one. I also uploaded a tighter holder for more accurate printer from feedback. I also added an extra magnet slot for the holder stopper if your magnet is weak (mine was fine so I didn't really need it)

Model files



2 magnet base (in case your magnets are weak)

2 files



holder-stopper-2-magnets.stl




base-2-magnets.stl




608 bearing m5 bolts

8 files



autocomb-608-m5.f3d




autocomb-needle-holder-608-m5.f3d



spinner-needle-holder-608.stl



holder-608-bearing-m5.stl



height-adjuster-m5.stl



holder-stopper-608-m5.stl



spinner-top-608.stl



handle-holder-front-608-bearing.stl



autocomb-main-body.f3d



autocomb-needle-holder-v11.f3d




thumb-handle.stl




base.stl



handle-holder-front-optional.stl



height-adjuster.stl



handle-holder-back-optional.stl



holder-stopper.stl



spinner-needle-holder.stl



spinner-top.stl



needle-holder-v11.stl



holder-v11.stl

☐ tighter tolerance for sliding

License

This work is licensed under a
[Creative Commons \(4.0 International License\)](https://creativecommons.org/licenses/by-nc-sa/4.0/)



Attribution—Noncommercial—Share Alike

✗ | Sharing without ATTRIBUTION

- ✓ | Remix Culture allowed
- ✗ | Commercial Use
- ✗ | Free Cultural Works
- ✗ | Meets Open Definition