

endless calendar

W wolf3D

[VIEW IN BROWSER](#)

updated 8. 1. 2024 | published 8. 1. 2024

Summary

endless calendar by simply moving and twisting

[Household](#) > [Other House Equipment](#)


Tags: [calender](#)

Endless calendar

The endless calendar consists of seven columns; any month can be displayed by moving and rotating the columns.

Functionality

The (day) columns have a front and back on which date numbers are attached. On the front from line 1, on the back from line 2.

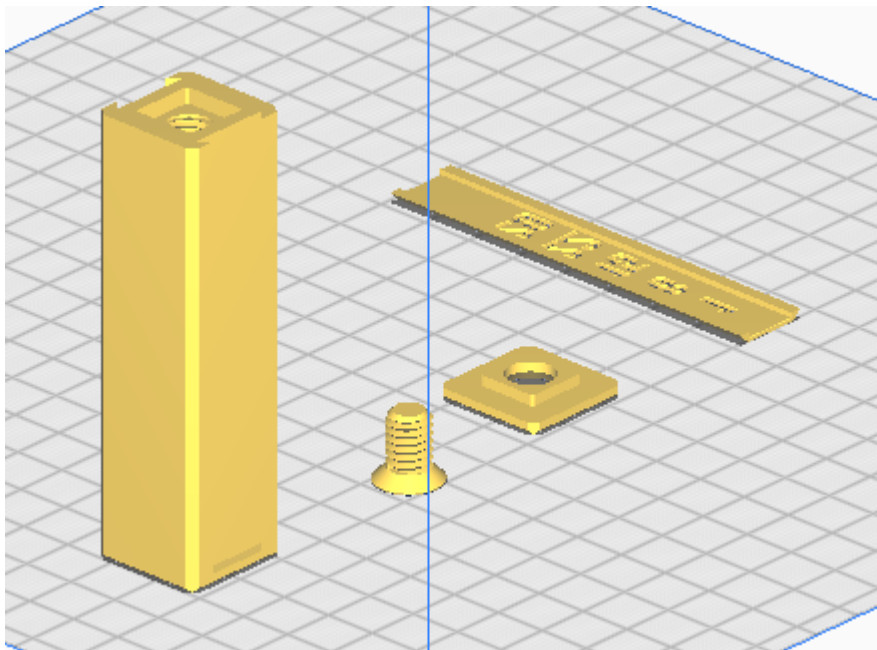


To set up a calendar month, first set the column with the 1st to the correct day of the week. All columns to the right of it are set up with the front, to the left of it with the back - done.

Notes on printing:

All models can be printed without support.

Please note the alignment



Model files



case.stl



top.stl



screw.stl



line_1_29.stl

☐ front



line_1_29_2.stl

☐ back



line_2_30.stl

☐ front



line_2_30_2.stl

☐ back



line_3_31.stl

☐ front



line_3_31_2.stl

☐ back



line_4_25.stl

 front



line_4_25_2.stl

 back



line_5_26.stl

 front



line_5_26_2.stl

 back



line_6_27.stl

 front



line_6_27_2.stl

 back




line_7_28.stl

 front



line_7_28_2.stl

 back



holder.stl



weekdays_de.stl



weekdays_fr.stl



weekdays_en.stl



weekdays_cz.stl

License



This work is licensed under a
[Creative Commons \(4.0 International License\)](#)

Attribution—Noncommercial—Share Alike

-
- ✗ | Sharing without ATTRIBUTION
 - ✓ | Remix Culture allowed
 - ✗ | Commercial Use
 - ✗ | Free Cultural Works
 - ✗ | Meets Open Definition