



raspberry pi 5 snap case remix

 printer nerd

[VIEW IN BROWSER](#)

updated 27. 1. 2024 | published 27. 1. 2024

Summary

this is a remix of the snap case to add a removable top just like with the official pi 5 case

[Gadgets](#) > [Computers](#)

Remix of model user @pyro uploaded. Added a removable top that can be lifted up just like the official case also added more vents to the bottom as well as a power button to put into the hole based on the design of the v3 case so you should be able to mix and match the parts of the case v2 case has holes and a lip on the lid so it should stop sliding around(note i don't own a 3d printer so i cant recommend any printer settings).

This remix is based on



Raspberry Pi 5 Case (snap fit)

by pyrho

Model files




top v2 (should reduce sliding)


3 files



top-v2.stl



main-body-standard-vents-v2.stl



main-body-extra-vents-v2.stl



top v1

2 files




removable-top.stl




main-body.stl



bottom-no-vents.stl



bottom-extra-vents.stl



power-buttonneeds-to-be-stuck-to-pis-power-button-w... .stl

License ©

This work is licensed under a
[Creative Commons \(4.0 International License\)](#)



Attribution-ShareAlike

-
- ✗ | Sharing without ATTRIBUTION
 - ✓ | Remix Culture allowed
 - ✓ | Commercial Use
 - ✓ | Free Cultural Works
 - ✓ | Meets Open Definition