

## Flying Bear Reborn 2 VzBoT Y Gantry Remix

 p1xelmonster

[VIEW IN BROWSER](#)

updated 3. 2. 2024 | published 3. 2. 2024

### Summary

Removed spacer for linear rail block; Updated to mirrored screw installation. For Flying Bear Reborn2 VzBoT Gantry Mod.

---

[3D Printers](#) > [Other Printer Parts & Upgrades](#)

---


This is a remix of the printed Y gantry parts of the VzBoT-Vz330 for the [Flying Bear Reborn 2 VzBoT Gantry Mod](#).

There are two different variants offered:





- Shaft variant 1 (SV1): To be used with M4 shoulder screw and hex nut (Mellow screw kit)
- Shaft variant 2 (SV2): To be used with regular M5 screw and hex nut

**Attention:** The Top and Bottom parts are symmetric and can be used either on the left or the right side.


**Comparison:** Y gantry variants CNC, printed SV1 and printed SV2




**This remix is based on**



## Model files




**rb2\_ygantry\_sv1\_bottom.step**



**rb2\_ygantry\_sv1\_top.step**



rb2\_ygantry\_sv2\_bottom.step



rb2\_ygantry\_sv2\_top.step

## License

This work is licensed under a  
[Creative Commons \(4.0 International License\)](https://creativecommons.org/licenses/by-nc-sa/4.0/)



**Attribution—Noncommercial—Share Alike**

- 
- ✗ | Sharing without ATTRIBUTION
  - ✓ | Remix Culture allowed
  - ✗ | Commercial Use
  - ✗ | Free Cultural Works
  - ✗ | Meets Open Definition