



On Mars (Lacerda) Modular Organizer Insert



EddieCoast

[VIEW IN BROWSER](#)

updated 3. 5. 2024 | published 3. 5. 2024

Summary

Modular replacement for the plastic insert that comes with Lacerda's On Mars

[Toys & Games](#) > [Board Games](#)

Tags: [boardgames](#) [boardgame](#) [boardgameinserts](#)
[boardgameinsert](#) [boardgameorganizer](#)

onmars_cards On Mars has the opposite problem to every other game I own, the box is very densely packed with a lot of diverse token shapes. The plastic insert that came with the game is adequate but I never liked how all the various player tokens are just unceremoniously tossed into big bins that are attached in pairs. I had [previously made an alteration to the insert](#), but I finally decided to tackle the player token trays, and then I ended up redesigning the whole thing.

I had 3 goals with this insert:

1. still fit under the red plastic sheet, I think it's a cool part of the box so I wanted to keep it
2. be somewhat modular - if you just want to print the player trays, they will fit in with the rest of the original insert

3. use it as an opportunity to shout out some of the other cool designs people have made for this game!

If you're like me and really want to hand each player a set of trays with all their tokens neatly organized, then just print:

- 4 onmars_player_tray_top_x4.stl
- 4 onmars_player_tray_bottom_x4.stl

You could stop there and continue using the rest of the insert that came with the box, this configuration will be just fine! If you want to go...several steps further, and replace the entire insert, go ahead and print these as well:

- 1 onmars_scientists_contracts.stl
- 1 onmars_first_colonists.stl
- 1 onmars_expansion.stl
- 1 onmars_cards_new.stl
- 1 onmars_tokens.stl
- 2 onmars_resources_tray_x2.stl
- 1 onmars_iss_research.stl

For the last few pieces you will need to print out the following cool designs that I really like:

On Mars: Crystal Tray by **Spinodal_Zeugma** - this will hold the crystal tokens and fits right next to the two resource token trays. It's such an endearing component holder, and complements the game's theme perfectly.


On Mars Token Holder by **ArtaiusArdent** - this organizes all the miscellaneous tokens and fits neatly into the big hole in the insert. This was the first thing I printed when I got On Mars, I love how simple and useful this design is.

On Mars Building Tray Replacement by **dthester** - while you can keep the original building tile tray that comes with the game, I highly recommend replacing it with this design. It takes up the same amount of space but makes it way easier to pick up the last tile in the stack, keeps the tiles from sliding out, and still accepts the red plastic cover. I wish I had found this design sooner! Spinodal_Zeugma also made a remix to this design, I personally prefer dthester's original, but look at both and print which one you think you'll like most.


Whether you print the whole insert or just the player trays, I definitely recommend getting these last two designs, they're great additions to the included insert.

EDIT 3 May 2024: I updated onmars_cards.stl to a better design, so just download onmars_cards_new.stl instead.

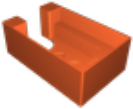
Model files



onmars_player_tray_top_x4.stl




onmars_player_tray_bottom_x4.stl



onmars_cards_new.stl



onmars_scientists_contracts.stl



onmars_first_colonists.stl



onmars_expansion.stl



onmars_tokens.stl



onmars_resources_tray_x2.stl



onmars_iss_research.stl

License ©

This work is licensed under a
[Creative Commons \(4.0 International License\)](#)



Attribution-NonCommercial

- ✗ | Sharing without ATTRIBUTION
- ✓ | Remix Culture allowed
- ✗ | Commercial Use
- ✗ | Free Cultural Works
- ✗ | Meets Open Definition