

Prusa Bear Y Axis V-Slot Modification



InnovationWorkstation

[VIEW IN BROWSER](#)

updated 3. 10. 2021 | published 18. 8. 2021

Summary

Prusa Bear modification to substitute smooth rods for a V-Slot Extrusion Roller System

[3D Printers](#) > [3D Printers - Upgrades](#)

Commonly on smooth rod and linear bearing systems, such as the Prusa/Bear, the Y Axis in particular creates a louder noise comparatively to the other axes. Printers, such as the well known Ender 3, exhibit V-Slot systems which allow for quieter operations when dealing with movement on the Y Axis. This is a further adaptation of that technology to fit the Prusa Bear style printer.

Parts Needed :

- 2 x V-Slot Aluminum Extrusion (331mm)
- 12 x OpenBuilds 5mm Bore Eccentric Space Nut
- 6 x OpenBuilds Plastic V-Slot Wheel
- 6 x M5 40mm
- 6 x M3 20mm
- 6 x M3 Hex Nut

Extra:

- 12 x M5 8mm
- 12 x M5 T Nut

Prusa Bear Printer Design by gregsaun

https://github.com/gregsaun/prusa_i3_bear_upgrade

Model files



bear-y-axis-v-slot-double-section-top.stl



bear-y-axis-v-slot-double-section-bottom.stl



bear-y-axis-v-slot-single-section-top.stl




bear-y-axis-v-slot-single-section-bottom.stl



bear-y-axis-v-slot-safety-bumper.stl




bear-y-axis-v-slot-extrusion-aligner.stl



bear-y-axis-v-slot-single-section-bottom.step



bear-y-axis-v-slot-double-section-bottom.step




bear-y-axis-v-slot-double-section-top.step



bear-y-axis-v-slot-safety-bumper.step



bear-y-axis-v-slot-single-section-top.step



bear-y-axis-v-slot-extrusion-aligner.step

License ©

This work is licensed under a
Creative Commons (4.0 International License)



Attribution-NonCommercial

-
- ✗ | Sharing without ATTRIBUTION
 - ✓ | Remix Culture allowed
 - ✗ | Commercial Use
 - ✗ | Free Cultural Works
 - ✗ | Meets Open Definition