

AT-AT Walker (ATAT) - Star Wars

n neocrisis

VIEW IN BROWSER

updated 28. 1. 2024 | published 28. 1. 2024

Summary

Several months ago, i made the AT-AT Walker (All Terrain Armored Transport) using my 3D pen. I wondered if i would be...

[Toys & Games](#) > [Vehicles](#)

Tags: [thingiverse](#)

Several months ago, i made the AT-AT Walker (All Terrain Armored Transport) using my 3D pen. I wondered if i would be able to do it in Fusion 360.

I was able to and here is my version of the ATAT.

Here is how i made it - <https://autode.sk/2QNb3yb>

- grey ATAT is what i made by hand using my 3D pen
- green ATAT is my Fusion 360 version

All the parts are labeled to make assembly easy. Super glue or something similar will be required

- The only thing difference from the shiny green ATAT in the photos is that i switched the splitting of the head from top/bottom to left/right to increase details without needing supports.


I am the owner of <http://www.neocrisis.com/>

Category: Vehicles


Model files



feet_-_4_are_needed.stl




head_left.stl



head_right.stl




feet_connector_-_4_are_needed.stl



body_top.stl



leg_2.stl



leg_1.stl



body_bottom.stl



leg_4.stl



leg_3.stl

[Find source .stl files on Thingiverse.com](#)

License ©

This work is licensed under a
Creative Commons (4.0 International License)



Attribution—Noncommercial—Share Alike

-
- ✗ | Sharing without ATTRIBUTION
 - ✓ | Remix Culture allowed
 - ✗ | Commercial Use
 - ✗ | Free Cultural Works
 - ✗ | Meets Open Definition