

## Accessories for Zumo robot



Arduiblog

[VIEW IN BROWSER](#)

updated 6. 2. 2024 | published 6. 2. 2024

### Summary

Accessoires pour le robot Zumo

[Hobby & Makers](#) > [RC & Robotics](#)

Tags: [zumo](#) [zumorobot](#)

For the Pico-Zumo Support use four M2.5 screws (and two M2 screws for the OLED display).

For "Mini Gopro" mounts, use M3 screws and nuts.

Other accessories are available here: <https://www.printables.com/fr/model/599768-chocobot> and here : <https://www.printables.com/fr/model/676110-christmas-chocobot>


---

Pour le Support Pico-Zumo utilisez quatre vis M2.5 (et deux vis M2 pour l'afficheur OLED).


Pour les fixations "Mini Gopro", utilisez des vis et des écrous M3.

D'autres accessoires sont disponibles ici : <https://www.printables.com/fr/model/599768-chocobot> et ici : <https://www.printables.com/fr/model/676110-christmas-chocobot>

# Model files




**support-pico-zumo.stl**




**bumper-zumo.stl**




**bumper-zumo-mini-gopro-m3.3mf**



**arm-30mm-mini-gopro-m3.stl**



**arm-36mm-mini-gopro-m3.stl**



**arm-45mm-mini-gopro-m3.stl**



**support-huskylens-mini-gopro-m3.stl**

## License ©

This work is licensed under a  
[Creative Commons \(4.0 International License\)](https://creativecommons.org/licenses/by-nc/4.0/)



## Attribution-NonCommercial

---

- ✗ | Sharing without ATTRIBUTION
- ✓ | Remix Culture allowed
- ✗ | Commercial Use
- ✗ | Free Cultural Works
- ✗ | Meets Open Definition