



Caldwell Conversion Uppercut V2 - By Aurathon



Aurathon

[VIEW IN BROWSER](#)

updated 21. 6. 2024 | published 21. 6. 2024

Summary

This is the second version (V2) of a previous model I've created, featuring better aesthetics and design.

[Gadgets](#) > [Video Games](#)

Tags: [functional](#) [replica](#) [prop](#) [hunt](#) [gun](#) [revolver](#)
[showdown](#)

How to Assemble the prop can be found here: <https://youtu.be/KZsm9oER1Co>

V1 can be found here: <https://www.printables.com/model/280552-caldwell-conversion-uppercute-v1>

hayleysnotfunny - If you want to buy the Uppercut outright complete with paint and assembly. As well as other Hunt: Showdown props

Instagram: <https://www.instagram.com/hayleysnotfunny>

Dimension 448mm x 52mm x 172mm

Credits

Aurathon

Me, V2 is the result of over a years worth of improvements made to the V1 design. Many of the changes were based on feedback from you all and my own observations of V1 over the long term. 3D design remains as one of my favorite hobbies and will definitely be returning to the Hunt: Showdown universe at some point.

Shout out to:

DonStick31 - <https://www.thingiverse.com/donstick31/designs>

Creator of the Fully Functional 1847 Colt Walker on Thingiverse, their design helped form the basis of the V2 and was a fun print. It helped me understand the inner workings of single action revolvers and largely informed the internal functions.

Blockster9 (Kieran Murray)

Kieran happily shared some of the OBJ files of their Caldwell Conversion Uppercut, serving as excellent reference and their renders meant I didn't have to open the game If I wanted to cross check something in my design. Find them here:

<https://www.artstation.com/blockster9>

https://sketchfab.com/Blockster_9

<https://sketchfab.com/3d-models/caldwell-conversion-uppercut-a7fceed1ddb4445caf29b9ebb455652c>

DreamEndless

V2 has changed quite a bit and no longer uses Dreams design that modifies the Colt Walker 1848 to accept magnum rounds instead of being a breech loaded design. However, in the past they have released a remix of my V1 Uppercut that transforms it into a cap fire prop. I make no promises for V2, but for V1 alone he is definitely worth checking out.

<https://www.thingiverse.com/dreamendless/designs>

Printing

All stl files are orientated in what I believe provides the best mix between ease of printing and part strength. In prototyping parts, the Receiver and Base Pin support the majority of the props weight and are prone to breaking at a few key points, I therefore recommend printing these parts at 80-100% infill at least.

Other Requirements:

Sandpaper or chisel

Super Glue (Optional but recommended)

14 total Screws (if you decide to avoid the Pins)

Other Recommended Prints:

Hunt Showdown Terminus, DeSteiner Model 1887 - mechanically working Winchester prop gun

<https://www.printables.com/model/30394-desteiner-model-1887-mechanically-working-winchest>

Hunt Showdown Knife by MightyShrub:

<https://www.thingiverse.com/thing:5191371>

Hunt: Showdown Quad Derringer / Sharps Bulldog/ Sharps Pepperbox by AdamWiddow

<https://www.thingiverse.com/thing:4209702>

Hunt Showdown - Poison Bomb - Cosplay by AdamWiddow

<https://www.thingiverse.com/thing:4666101>

Hunt: Showdown, romero hatchet by Weerwolf

<https://www.thingiverse.com/thing:5381335>

Replica Russian M1895 Revolver by Awatkins1984 and Hunt: Showdown - silenced nagant by weerwolf

<https://www.thingiverse.com/thing:3142916>

<https://www.thingiverse.com/thing:3845154>

Hunt: Showdown Mosin Nagant Avtomat (Airsoft) by Weerwolf

<https://www.thingiverse.com/thing:6130751/files>

Hunt: Showdown Vintage Syringe by Troxx_ua

<https://cults3d.com/en/3d-model/fashion/hunt-showdown-vintage-syringe>

CAUTION: NOT A REAL GUN! It is not designed to function like a gun, do not use it like a gun. I'm not responsible for the dumb shit you do with this design.

Cura settings: Standard Quality

Fillament: PLA

Seed: 80mm/s

Resolution: 0.2

Supports: Yes

Brim/Rafts: Optional, but recommended for the Barrel and Stock

Retraction: Yes

Wall Ordering: Outside to Inside

Model files



forcing-cone.stl



ratchet-lever.stl



locking-pivot.stl



trigger-guard.stl



reciever-latch.stl



ratchet-lever-spring.stl



main-spring.stl



stock.stl



pins-m3-20mm-x2.stl



pins-m4-modified-x1.stl



pins-m5-20mm-x1.stl




pins-m5-20mm-x2.stl



pins-m5-modified-x1.stl



pins-m4-12mm-x3.stl




base-pin.stl



extractor-cap.stl



extractor-body.stl



trigger-spring.stl




44-77-remington-bullet.stl



extractor-rod.stl



cylinder.stl



cylinder-ratchet.stl



backstrap.stl



hammer.stl



trigger.stl



pins-m4-20mm-x4.stl



reciever.stl



barrel.stl

License ©

This work is licensed under a
[Creative Commons \(4.0 International License\)](#)



Attribution

- ✗ | Sharing without ATTRIBUTION
- ✓ | Remix Culture allowed
- ✓ | Commercial Use
- ✓ | Free Cultural Works
- ✓ | Meets Open Definition