



Card tray and storage system for The Game



fuchsr

[VIEW IN BROWSER](#)

updated 25. 7. 2022 | published 21. 8. 2021

Summary

Card tray and storage system/travel box for The Game. Two options: lid or sleeve. For sleeved and unsleeved cards.

[Toys & Games](#) > [Board Games](#)

The Game (<https://boardgamegeek.com/boardgame/173090/game>) is a collaborative game, in which cards numbered 2 through 99 get placed in four discard piles in ascending or descending order until (hopefully) all cards are placed.

For some reason we were always getting confused over which piles go up and which piles go down when using the original prompt cards. So I came up with this card tray that makes it more obvious which piles go up or down. With a lid or a sleeve, it also acts as a storage system/travel box.

A version of this model designed for the competitive 2-player variant The Game: Face to Face can be found at <https://www.printables.com/model/248000>.

From the game's entry on Boardgame Geek, there are obviously several versions of this game in circulation. This model was sized for cards 90 x 59 mm.

Print instructions

The 3mf for the card holder is configured for color swaps.

The lid comes in two versions, a standard single-color version and a two-color version. I have uploaded a 3mf file that is configured for manual filament swap, to create the two-color version of the lid. It requires manual filament swaps, starting with the base color, then the color for “The Game”. Note that when you slice it, Prusaslicer will generate a superfluous filament swap at the beginning, just re-feed the initial filament, or use a text editor to open the GCODE file and remove the line with the first occurrence of M600 from the GCODE.

Alternatively, I also provide a sleeve. It is sized with a larger clearance than the lid but can be a bit tight. You may want to scale the sleeve up a percent or two in your slicer. Print it with the opening up, rotate by 45% degrees or so to fit onto the steel sheet. I was using an 8 mm brim to stabilize it.

UPDATE 2/1/22: Added versions for sleeved cards. The lid extends to almost the whole size of the Mk3S print bed. Make sure you disable any skirt or brim to avoid a warning message.


UPDATE 8/22/21: Fixed the wrong start number for UP discard piles (oops, embarrassing).


If you like what I'm doing...


...consider [buying me a coffee](#).




Model files

 **Unsleeved Cards** 6 files

 **lid-2-color.3mf**
☐ Configured for manual filament swap



card-holder.3mf



card-holder.stl



lid.3mf

☐ Single color



lid.stl



sleeve.stl




Sleeved Cards

4 files



card-holder.3mf



card-holder.stl



lid-2-color.3mf



sleeve.stl

License

This work is licensed under a
[Creative Commons \(4.0 International License\)](#)



Attribution—Noncommercial—Share Alike

-
- ✗ | Sharing without ATTRIBUTION
 - ✓ | Remix Culture allowed
 - ✗ | Commercial Use
 - ✗ | Free Cultural Works
 - ✗ | Meets Open Definition