

Periodic Table Grid

j jdh

[VIEW IN BROWSER](#)

updated 1. 3. 2024 | published 1. 3. 2024

Summary

A Grid to Help with Learning How to Use the Symbols and Numbers Given on a Periodic Table.

[Learning](#) > [Chemistry & Biology](#)

Most Chemistry/Combined Science exams at 16yrs old provide a Periodic Table. But many students have no idea how to use the information it gives. This colourful, fun grid is designed to help the students learn how to use the information. It is restricted to the most commonly assessed elements of the first 20 in the table.

An element fact tile is chosen and placed in the space provided on the grid. The student uses the information it gives to complete the rest of the grid using the name, number, +/- and word tiles.

Answers can be quickly checked as the correct answers are on the underside of the element fact tile.


The model is printed in PLA with a layer height of 0.2mm. Colour changes enhance the model at: Grid 1.2mm, 2.2mm. Element Fact Tiles 2.4mm. Names and Numbers 2.2mm

With a good printer set up the information on the underside of the element fact tiles will print fine.


A box for the model is provided, pieces of filament being used for the hinges.

Model updated 1-03-2024.


Model files



periodic-table-grid-v2.stl



element-fact-tiles-set1.stl



element-fact-tiles-set2.stl



element-fact-tiles-set3.stl




elements-of-the-periodic-table-words.stl




elements-of-the-periodic-table-numbers-and-symbols.stl



element-names.stl



box-for-periodic-table-lid.stl



box-for-periodic-table-bottom.stl

License ©

This work is licensed under a
[Creative Commons \(4.0 International License\)](#)



Attribution—Noncommercial—Share Alike

- ✗ | Sharing without ATTRIBUTION
- ✓ | Remix Culture allowed
- ✗ | Commercial Use
- ✗ | Free Cultural Works
- ✗ | Meets Open Definition