



Headphones holder for 35mm pillar



Сергей Морозов

[VIEW IN BROWSER](#)

updated 5. 5. 2024 | published 5. 5. 2024

Summary

Headphone holder with mount to audio monitor pillar (35 mm diameter).

[Gadgets](#) > [Audio](#)


Tags: [headphones](#) [headphoneholder](#)

In addition to the printed parts, you will need 4 M3 screws, 4 M3 nuts and 8 M3 washers. The 35 mm clamp is attached to the pillar using 4 M3 screws, and on one side the screws also secure the headphone holder.


Model files




clamp.stl

 35mm clamp

clamp.stp

 35mm clamp




holder_wide.stl

Wide holder

holder_wide.stp

Wide holder




holder_narrow.stl

Narrow holder

holder_narrow.stp

Narrow holder

holder_wide_round.stp



holder_wide_round.stl

License



This work is licensed under a
[Creative Commons \(4.0 International License\)](https://creativecommons.org/licenses/by-sa/4.0/)

Attribution-ShareAlike

-
- ✗ | Sharing without ATTRIBUTION
 - ✓ | Remix Culture allowed
 - ✓ | Commercial Use
 - ✓ | Free Cultural Works
 - ✓ | Meets Open Definition