



Educational Black Boxes

 **DrDarkMatter**

[VIEW IN BROWSER](#)

updated 2. 4. 2024 | published 2. 4. 2024

Summary

These are a variety of models designed to demonstrate the challenges of seeing the unseen.


[Learning](#) > [Physics & Astronomy](#)

These boxes are intended to show students the challenges of figuring out what is going on when you can't directly see or feel what is there. Have your students spend some time handling the boxes and coming up with ideas on how to figure out what shape is inside, and then have them sketch out what they think is there!


There are four different boxes, each with a different shape inside. Each box also comes with a version that has a letter embossed onto the bottom, in case you want to be able to easily know what shape is inside.

Place a marble (or other object or your choice) inside during the print to produce a box that students won't be able to look inside without smashing it open, and either print in darker filaments (the more transparent it is the more likely that the shape will be visible) or put on a coat of paint over the finished box to make sure what's inside stays hidden.


Model files




blackboxa_v2.stl




blackboxbasecembossedv2.stl




blackboxbasedembossed.stl




blackboxbasec_v2.stl




blackboxaembossed.stl



blackboxbaseb_v2.stl



blackboxbased_v2.stl



blackboxbasebembossed.stl

License

This work is licensed under a
Creative Commons (4.0 International License)



Attribution—Noncommercial—Share Alike

- ✗ | Sharing without ATTRIBUTION
- ✓ | Remix Culture allowed
- ✗ | Commercial Use
- ✗ | Free Cultural Works
- ✗ | Meets Open Definition