



## Hikvision dome camera mount (DS-2CD2146)



Hugo

[VIEW IN BROWSER](#)

updated 4. 4. 2024 | published 4. 4. 2024

### Summary

Reduction for fixing the camera on the wall at a certain angle. Addition of a third axis for correct image settings.

[Gadgets](#) > [Photo & Video](#)

Tags: [camera](#) [mount](#) [cameramount](#) [hikvision](#)

DS-2CD2146 (diameter 121.4 mm)

<https://www.hikvision.com/en/products/IP-Products/Network-Cameras/Pro-Series-EasyIP-/ds-2cd2146g2-i-su-/?q=ds-2cd2146g2-i&pageNum=1&position=1&hiksearch=true>

Other material:

- Camera mounting screws 3pcs M4x8-12
- Fixing to the wall, for example, 2pcs M3x20 with a washer.

Can be fixed to an electrician's box - hole spacing 60mm.

# Model files



## Heat Inserts (M4x6)


5 files




**hikvision-000.stl**




**hikvision-200.stl**



**hikvision-300.stl**



**hikvision-375.stl**



**hikvision-450.stl**



## Thread M4

5 files




**hikvision-000s.stl**




**hikvision-200s.stl**



**hikvision-300s.stl**



**hikvision-375s.stl**



**hikvision-450s.stl**

## License ©

This work is licensed under a  
[Creative Commons \(4.0 International License\)](#)



**Attribution—Noncommercial—Share Alike**

- ✗ | Sharing without ATTRIBUTION
- ✓ | Remix Culture allowed
- ✗ | Commercial Use
- ✗ | Free Cultural Works
- ✗ | Meets Open Definition