



Fractal North PI Case



Chris

[VIEW IN BROWSER](#)

updated 28. 7. 2024 | published 28. 7. 2024

Summary

I did a remix to add a back panel for use with the RPi3 B's.

[3D Printers](#) > [Accessories](#)

Tags: [raspberrypicase](#)

I made a remix of the blank backplate to have holes for the RPi3 B and I wanted to put a small spin so I made 3 versions to pick from. I'm working with old filament I got in a trade, so please don't be upset about the poor quality in my photo I posted. Once I get some good filament(may be a little while though) and tune my Ender 3 I will make a new print of each version and I will post a better photo of each.


This remix is based on




Fractal Baby North - Raspberry pi case (3, 4 & 5) + BIGTREETECH Pi 2 (beta)

by nagrom


Model files



fractal-north-rpi3-back.stl



fractal-north-rpi3-back-w_images.stl



fractal-north-rpi3-custom_images.stl

License

This work is licensed under a
[Creative Commons \(4.0 International License\)](#)



[Attribution—Noncommercial—Share Alike](#)

-
- ✗ | Sharing without ATTRIBUTION
 - ✓ | Remix Culture allowed
 - ✗ | Commercial Use
 - ✗ | Free Cultural Works
 - ✗ | Meets Open Definition