



Light Adapter for Garmin Mount Bottomside



rpe

[VIEW IN BROWSER](#)

updated 26. 7. 2024 | published 26. 7. 2024

Summary

For mounting Handlebar-lights to the bottom side of a Garmin bicycle computer mount

[Sports & Outdoor](#) > [Outdoor Sports](#)

Tags: [bicyclemount](#) [bicyclelightmount](#)

You'll need a Garmin insert holder and some heatset inserts to mount that. The Garmin inserts can either be bought online, or just print your own, e.g., this one: <https://www.printables.com/model/867129-bininiu-garmin-mount>

You might have to adapt the distance of the heatset inserts depending on the Garmin insert, or adapt the height of the hole depending on your light. The design is mostly parametric:

<https://cad.onshape.com/documents/f6fba856fb73a3bae6052bb0/w/a5b004d2a8bf27f95fc67bf7/e/04307db4de87e2b21e717f9e?renderMode=0&uiState=66a3b5d82402bd3c132f5d0f>

Model files








garmin-light-adapter.stl

License

This work is licensed under a
Creative Commons (4.0 International License)



Attribution-ShareAlike

-
-  | **Sharing without ATTRIBUTION**
 -  | **Remix Culture allowed**
 -  | **Commercial Use**
 -  | **Free Cultural Works**
 -  | **Meets Open Definition**