



CYBERTRUCK - Print in Place PLUS



Triple G Workshop

[VIEW IN BROWSER](#)

updated 27. 7. 2024 | published 27. 7. 2024

Summary

A remix of CISCO's print in place Cybertruck. My version incorporates pre-printed wheels that are added during print.

[Toys & Games](#) > [Other Toys & Games](#)

Tags: [toy](#) [multimaterial](#) [mmu](#) [quad](#) [multicolor](#) [wheel](#)
[rolling](#) [car](#) [gift](#) [model](#) [fun](#) [4](#) [printinplace](#) [electric](#)
[truck](#) [rubber](#) [cyber](#) [tesla](#) [tires](#) [realistic](#) [cybertruck](#)
[offroad](#) [pip](#) [pnp](#) [ams](#) [printinplaceplus](#) [pipplus](#) [whels](#)

What is Print in Place PLUS?

It's just adding pauses to your print in place models to add parts like tires!

This is remix of CISCO's print in place **Cybertruck. My version incorporates 4 pre-printed wheels that are added during print. So easy!**

Cybertruck 100% Scale is 155mm long and 70mm wide.



- PRINT 4 Tires FIRST!
- Pause @ 14.8mm. Place 2 tires on, smooth sides up.


- Next pause @ 69.2mm. Add 2 more tires with smooth sides down.

Cybertruck 75% Scale is 115mm long and 52.5mm wide.


- PRINT 4 Tires FIRST! (75% scale size!)
- Pause @ 11mm. Place 2 tires on, smooth sides up.
- Next pause @ 51.8mm. Add 2 more tires with smooth sides down.

PAUSES and AMS PAINTED VERSION is in the included BambuLabs 3MF.





AMS Multicolor version included in Bambu 3MF




This remix is based on



CyberTruck - TOY

by Cisco3D

Model files




print-in-place-plus-cybertruck-100-scale-prusa-3mf-... .3mf

☐ PRUSA 3MF With Pauses




print-in-place-plus-cybertruck-tire-100-scale-print... .stl

☐ PRINT 4 Tires FIRST!



print-in-place-plus-cybertruck-100-scale.stl

☐ Pause @ 14.8mm. Place 2 tires on, smooth sides up. Next pause @ 69.2mm. Add 2 more tires




print-in-place-plus-cybertruck-75-scale-prusa-3mf-w... .3mf

☐ PRUSA 3MF With Pauses



print-in-place-plus-cybertruck-tire-75-scale-print-4 .stl

☐ PRINT 4 Tires FIRST!



print-in-place-plus-cybertruck-75-scale.stl

☐ Pause @ 11mm. Place 2 tires on, smooth sides up. Next pause @ 51.8mm. Add 2 more tires

bambulabs-print-in-place-plus-cybertruck-ams-painte... .3mf

☐ BAMBULABS AMS PAINTED VERSION + ALL MODELS

License ©

This work is licensed under a
[Creative Commons \(4.0 International License\)](#)



Attribution-ShareAlike

- ✖ | Sharing without ATTRIBUTION
- ✔ | Remix Culture allowed
- ✔ | Commercial Use
- ✔ | Free Cultural Works
- ✔ | Meets Open Definition