



Beach umbrella sand anchor



floano

[VIEW IN BROWSER](#)

updated 27. 7. 2024 | published 27. 7. 2024

Summary

Easy to print sand anchor.

[Seasonal designs](#) > [Summer](#)

Tags: [umbrella](#) [beach](#) [summer](#) [anchor](#) [beachumbrella](#)
[umbrellaholder](#) [sandanchor](#)

Beach umbrella sand anchor

Needed a sand anchor for my beach umbrella. Picture from the hot sand on a beach in Spain.


Fits umbrella poles up to about 24mm (the hole is 25mm but I would expect some expansion in the printing process).

How to print

Print both parts upside down (see slicer picture below). No supports should be necessary.

Preferably use a filament that will withstand hot sand. I used PETG and 6 walls for the example. Use many walls to make it sufficiently strong.


The print height when printing upside down is ~348mm



Model files



umbrellasandanchor.stl








umbrellasandanchor_bolt.stl

License

This work is licensed under a
Creative Commons (4.0 International License)



Attribution—Noncommercial—Share Alike

-  | **Sharing without ATTRIBUTION**
-  | **Remix Culture allowed**
-  | **Commercial Use**
-  | **Free Cultural Works**
-  | **Meets Open Definition**