

Tool drawers for Creality Ender 3 PRO



ThorLAB

[VIEW IN BROWSER](#)

updated 12. 4. 2022 | published 17. 12. 2021

Summary

After buying my first 3D printer I tried to personalize it by printing various objects including a tool holder. I...

[3D Printers](#) > [Accessories](#)

Tags: [box](#) [organizer](#) [tool](#) [holder](#) [handle](#) [support](#)
[cutter](#) [drawers](#) [tray](#) [tools](#) [sdcard](#) [sdcardholder](#)
[nozzles](#) [spatula](#) [drawer](#) [crealityender3](#) [drawerhandle](#)
[ender3pro](#) [cassettiera](#) [cassettino](#)

After buying my first 3D printer I tried to personalize it by printing various objects including a tool holder. I printed what seemed best for my use, but at the end I decided to make one the way I liked it and this is the result.

I have used an area that has been little used up to now, above the power supply, but which offers enough space to obtain 5 capacious drawers which in turn can be "specialized" with accessories.

Containers for small parts (of different sizes and shapes) or racks for micro SD cards or print nozzles can be inserted inside the drawers.

The drawers have mechanical limit stops to prevent the drawer from accidentally falling when opening and the possibility of inserting small magnets on the back to ensure closure (optional, 5 x 1 mm) <https://amzn.to/38VEgQU>

On the outside I have provided slide hooks (optional) to position the nippers (which cannot accidentally fall) and the spatula. In the upper part I have instead provided a safe housing for the needle.

This is my first project that I upload to Thingiverse and I hope you enjoy it.
Good print!

If you found it useful, and if you like, you can offer me a **coffee!**, it will be an extra motivation to continue designing.

Thanks to Google Translator for help with translation. ;)

Print Settings

Printer Brand:

Creality

Printer:

Ender 3 Pro

Rafts:

Doesn't Matter

Supports:

Yes

Resolution:

≤ 0.20

Infill:

$\geq 40\%$

Filament:

No brand PLA As you want Category: 3D Printer Accessories


Model files



porta_estrusori-usd.stl




scatolina_1-3.stl



scatolina_1-6v.stl




scatolina_1-12.stl




porta_usd_1-3.stl



porta_estrusori_1-3.stl



cassetto_38mm.stl




cassetto_18mm.stl




gancio_tronchesi.stl



su_alimentatore.stl



scatolina_1-2.stl



cassetto_14mm.stl



scatolina_1-6h.stl



cassetto_56mm.stl



gancio_spatola.stl

[Find source .stl files on Thingiverse.com](https://www.thingiverse.com)

License ©

This work is licensed under a
Creative Commons (4.0 International License)



Attribution-NonCommercial

- ✗ | Sharing without ATTRIBUTION
- ✓ | Remix Culture allowed
- ✗ | Commercial Use

- ✖ | Free Cultural Works
- ✖ | Meets Open Definition