

## Mk 4 Frame Side Clip for Mounting Holes

[VIEW IN BROWSER](#)

updated 5. 8. 2024 | published 5. 8. 2024

### Summary

A Clip that fits on the side frame of the Prusa Mk4 with Studs for some custom mounting Keyholes



0.28 hrs



1 pcs



0.20 mm



0.40 mm



PLA



5 g



Prusa MK4

[3D Printers](#) > [Prusa Parts & Upgrades](#)

This is a clip that will snap fit on the side of the Mk 4 frame. It has 2 studs that fit some custom mounting holes for my Rpi Zero Mounting Back Cover.

The Stud on the inside in the clip is added to sit inside the hexagonal grooves on the frame in case the clip loosens over time.

I Printed with supports on build plate.

As I was for unknown reasons unable to upload the STL, here is a link to the onshape file:

<https://cad.onshape.com/documents/0722647652cd71608a097c56/w/cd380a632ae7e2c58f4d6988/e/54830ad81edffd07b0de4d80?renderMode=0&uiState=66b09a001479243c5c10d621>

# Print files



PLA

0.40 mm

0.20 mm

0.28 hrs






5 g

Prusa MK4

## License

This work is licensed under a  
[Creative Commons \(4.0 International License\)](#)



- 
-  Sharing without ATTRIBUTION
  -  Remix Culture allowed
  -  Commercial Use
  -  Free Cultural Works
  -  Meets Open Definition