



Customizable Snowflake Ornament



J.D.B. Design

[VIEW IN BROWSER](#)

updated 25. 4. 2024 | published 25. 4. 2024

Summary

Fast and easy to print snowflake ornament for the holiday season!

[Seasonal designs](#) > [Winter & Christmas & New Year's](#)

Tags: [snowflakes](#) [snowflake](#) [christmas](#) [ornament](#)
[christmasdecorations](#) [christmasornaments](#) [holidaydecoration](#)
[happyholidays](#) [christmastreeornament](#)

Hello and Happy Holidays!

This is a quickly printable ornament that you can make for yourself or someone you know. You can use the predesigned patterns for the central puck (2022, Christmas, and Happy Holidays) or customize it as your own using the included .stl or .step containing a blank one. Decorating the with markers or sequins is also fun. If you feel the snowflakes are too small, just scale them up in your slicer of choice.

Print tips:

I printed mine at 0.2 mm layer heights with a 0.4 mm nozzle between 80-100 mm a second. I used Matterhackers Silky Silver PLA (although any silver or white filament will do just fine). I set the top and bottom layers to concentric which added for a nice surface effect.

Make sure to print the snowflake first and then the puck. The puck should pop into place with a little pressure and stay there. If it is too big or too small, try scaling them up or down by a percent or two.

If you want the letters on the pucks to be a different color like mine, do a filament change at about 3 mm. If you are having trouble with the snowflake coming off the print surface, try adding a brim to the part.

Print times:


Snowflake: 45-60 minutes


Pucks: 7-12 minutes


If you have any questions, comments, or advice, feel free to let me know. Constructive criticism is always welcome :)


Thank you all and have a Happy Holidays!


Model files


 **Predesigned Pucks** 3 files

**2022-puck.stl**

**christmas_puck.stl**

**happyholidays_puck.stl**

**snowflake.stl**



customizable_puckstl.stl

customizable_puckstep.step

📄 Ignore the dragon image, Printables just doesn't want to recognize the .step file :)

License ©

This work is licensed under a
Creative Commons (4.0 International License)



Attribution

-
- ✗ | Sharing without ATTRIBUTION
 - ✓ | Remix Culture allowed
 - ✓ | Commercial Use
 - ✓ | Free Cultural Works
 - ✓ | Meets Open Definition