



One Line Fox



Adam Starbuck

[VIEW IN BROWSER](#)

updated 12. 4. 2022 | published 9. 11. 2019

Summary

Here's a Simple One Line Fox with an optional base. I simply centered both in Cura and raised the Fox up around 1.5mm.

[Art & Design](#) > [Sculptures](#)

Tags: [animal](#) [fusion360](#) [opensource](#) [autodeskfusion360](#)
[dualcolor](#) [online](#)

Here's a **Simple One Line Fox** with an optional base. I simply centered both in Cura and raised the Fox up around 1.5mm. Then you can group the base and the Fox together and scale it however you'd like.

Print instructions Category: Decor Print Settings

Printer Brand: Ultimaker

Printer: [Ultimaker 3](#)

Rafts: No

Supports: Yes

Resolution: 0.2mm

Notes:

I think printing it on its side with supports will give the best look, but it will print standing up if you're comfortable removing supports.

How I Designed This


[Autodesk Fusion 360 Link](#)

Or download the .f3d file in the Downloads section.


Model files




fox_base.stl



fox_fox_v1.f3d



fox_fox.stl



fox_and_base.stl

[Find source .stl files on Thingiverse.com](#)

License ©

This work is licensed under a
[Creative Commons \(4.0 International License\)](#)



Attribution-NonCommercial

-
- ✗ | Sharing without ATTRIBUTION
 - ✓ | Remix Culture allowed

- ✖ | Commercial Use
- ✖ | Free Cultural Works
- ✖ | Meets Open Definition