

# Poker Games & Playing Card Games Score Keeper



Song Xue

[VIEW IN BROWSER](#)

updated 6. 8. 2024 | published 6. 8. 2024

## Summary

Keep track of your scores in style with this sleek Poker & Card Game Scorekeeper.

[Toys & Games](#) > [Other Toys & Games](#)

Tags: [game](#) [games](#) [poker](#) [thingiverse](#) [playingcards](#) [score](#) [scorekeeper](#) [scoretracker](#) [scorecounter](#) [playpoker](#) [pokergames](#)

## Description

Keep track of your scores in style with this sleek Poker & Card Game Scorekeeper. Designed to bring a touch of elegance and functionality to your game nights, this 3D-printed accessory is perfect for avid card players.

### Features:

- Effortless Score Tracking: The dual vertical columns allow players to easily track scores for multiple players or teams, ensuring everyone stays on top of the game.
- Clear and Stylish Design: With bold, easy-to-read

numbers and card ranks (A3, A2, A, K, Q, J, 10-3), you'll always know the score at a glance. The minimalistic design adds a sophisticated touch to any game setup. • Smooth Slider Mechanism: The sliding markers glide effortlessly along the columns, making it simple to update scores without interrupting the flow of the game. If ever the marker becomes too loose, you can use the position pin to hold the markers in place. When you don't need them, they can be stored under the lowest score. • Stable Base: The sturdy base ensures the scorekeeper stays upright and steady, even during the most intense game moments. • Compact and Portable: Easy to set up and store away, this scorekeeper is a convenient addition to your game night essentials.

Ideal for poker nights, bridge games, or any card game where keeping score is crucial, this 3D-printed scorekeeper combines practicality with aesthetic appeal.

Feedbacks are welcomed, please feel free to leave your thoughts in comments. I'd love to hear what you think and see how I can improve this model.

If you like this model, please consider supporting me via [buy me a coffee](#). Thank you very much.

## Print Settings

Printer Brand:

Bambulabs

Printer:

Bambu X1C

**\*\*Rafts:\*\***

No

Supports:

Yes

**\*\*Resolution:\*\***

0.2mm layer height

Inŕll:

15%

**\*\*Filament:\*\*** Bambulabs PLA Any colour you like

## Notes:

Print the score indicator with support, it should only need a very small amount of support.

Print the score pillar and team indicator with multiple colours so it's easier to read. You could also just single colour to print them.

The position pins are quite small so make sure they are stored in the holes under "3".

If you are using standard score pillar, you can choose either standard base or larger base.

If you are using larger score pillar, you should use larger base only.


Post-Printing =====

## Assembly


Set up is pretty simple. Insert the score pillar of choice to the base of choice. Insert the position pins in the holes under score "3". Slide in the score indicators in score pillars. Lastly, place the team indicator in the slot on the base.

Category: Games


## Model files



teamindicator.stl



largerbase.stl




positionpin.stl



largerscorepillar.stl

---



standardbase.stl

---



scoreindicator.stl

---



standardscorepillar.stl

[Find source .stl files on Thingiverse.com](#)

## License

This work is licensed under a  
[Creative Commons \(4.0 International License\)](#)



[Attribution—Noncommercial—No Derivatives](#)

---

- ✗ | Sharing without ATTRIBUTION
- ✗ | Remix Culture allowed
- ✗ | Commercial Use
- ✗ | Free Cultural Works
- ✗ | Meets Open Definition